



Center for Medicare and Medicaid Services (CMS)

CMS.gov

Centers for Medicare & Medicaid Services

The Center's for Medicare and Medicaid Services is to ensure that the voices and needs of the populations we represent are present as the agency is developing, implementing, and evaluating its programs and policies.


 **CMS** | www.cms.gov/

 **SBCX** | Small Business Customer Experience (SBCX)
<https://mysbcx.hhs.gov>

TOP NAICS BY DOLLAR - FY2018	
NAICS Code	Sum of Action Obligation
541512	\$1,894,389,622
524114	\$1,104,394,834
518210	\$759,084,307
541611	\$737,264,280
561422	\$610,367,682
541720	\$380,716,156
541990	\$292,625,976
541519	\$151,284,046
541511	\$130,863,669
541690	\$118,303,749

NAICS FREQUENTLY AWARDED TO SMALL BUSINESS - FY2018		
NAICS Code	Sum of Number of Actions	Sum of Action Obligation
541512	270	\$615,079,601
541611	211	\$182,866,760
541519	107	\$131,763,923
541511	108	\$129,913,073
511210	14	\$50,592,836
541211	67	\$32,556,387
541513	20	\$22,416,007
511199	4	\$21,763,552
541720	77	\$21,399,043
541990	32	\$19,434,594

TOP NAICS BY NUMBER OF TRANSACTIONS - FY2018		
NAICS Code	Sum of Number of Actions	Sum of Action Obligation
541611	590	\$737,264,280
541512	547	\$1,894,389,622
541720	351	\$380,716,156
524114	252	\$1,104,394,834
541618	213	\$90,160,933
541990	192	\$292,625,976
518210	138	\$759,084,307
541519	135	\$151,284,046
541511	113	\$130,863,669
541211	107	\$77,259,580

 **CMS most common procurements:**


- Data processing, hosting and related services
- Custom computer programming
- Computer system design services
- Administrative and general management
- Research and development in social sciences
- Advertising



CMS utilized over

30

NAICS codes in 2018



How the Agency buys:
CMS preferred procurement method is delivery order against existing contracts.